

**VALPRO COMMERCIAL REFRIGERATION**

5256 Eagle Trail Drive

Tampa, FL 33634

813-502-0300

Toll Free 1-888-VALPRO-8

www.ValproRefrigeration.comsales@ValproRefrigeration.com

PROJECT:

MODEL #:

ITEM #:

QTY:

AVAILABLE W/H:

APPROVAL:

280 lbs. UNDERCOUNTER 7/8" CUBE ICE MAKER MODEL: VPIM280

Valpro commercial ice maker machines are available in variety of sizes with a broad range of ice production capacities. Our air cooled ice makers produce crystal clear gourmet full cube ice with efficient water and electric use. Our air cooled undercounter VPIM280 model will produce up to 280 lbs. of ice per day right where it is needed. This unit is self monitoring, low maintenance, simple operation and easy to clean. All Valpro products are manufactured under strict ISO9001 standards for quality assurance, and to consistently deliver to our customers products that satisfy all expectations. All our products are operated, extensively monitored, and undergo rigorous inspection prior to packaging and shipping.

FEATURES

- ◆ 304 Stainless steel exterior and framework construction
- ◆ Durable ABS door
- ◆ Easy ergonomic access to ice and ice making components
- ◆ Clear cube evaporator technology
- ◆ Produces up to 280 lbs. ice in 24 hours*
- ◆ Integrated 80 lbs. capacity ice bin foamed in place with high density CFC free polyurethane insulation
- ◆ Produces clear full 7/8 x 7/8 x 7/8 cubes
- ◆ Water saving efficient water-flowing circuit provides 99% water to ice ratio
- ◆ Consistent and uniform ice cube harvest weight independent of ambient temperatures
- ◆ Pump valve assisted residual water purge following standby mode and auto-clean cycles
- ◆ Simple control panel displays self-monitoring status of unit
- ◆ Automatic overflow prevention
- ◆ Adjustable leveling legs
- ◆ Ice scoop included
- ◆ Robust self-contained air cooled condenser, front in, front and back out airflow
- ◆ Exceeds US federal energy efficiency requirements
- ◆ Exceeds UL563 safety standards and sanitation standard NSF12



Intertek



Intertek

WARRANTY
2 YEAR Parts & Labor
5 YEAR Compressor



VPIM280



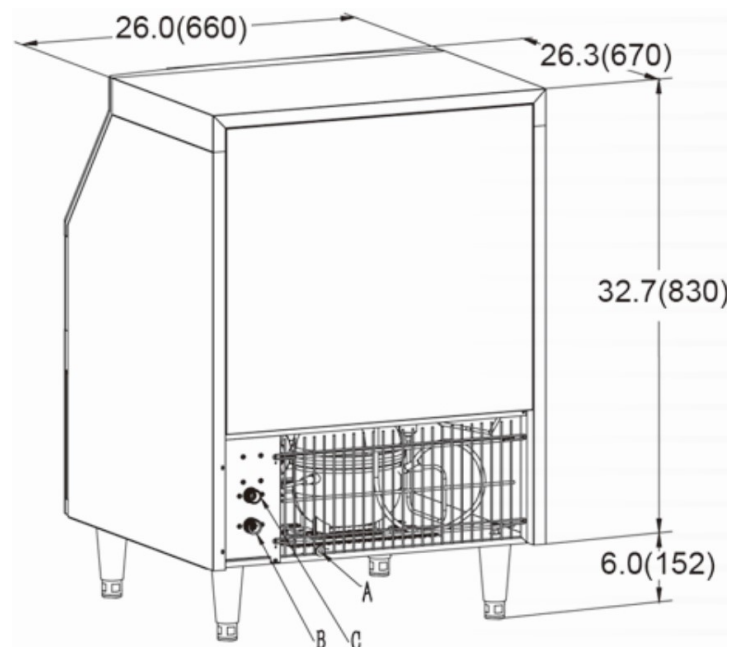
°F	41	50	70	90
50	287			
70		224		
90			200	
100				130



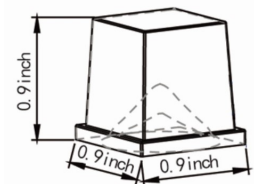
unit : lbs/24h

Technical Data

Exterior Cabinet Material	304 Stainless Steel
Door Material	ABS Molded
Ice Production	280 lbs./24h*
Storage Bin Capacity	80 lbs.
Ice Making Cycle Time	10-25 (Minutes)
Ice Cube Quantity Each Cycle	7 Row x 18 Column
Ice Cube Size	7/8 x 7/8 x 7/8
Ambient Temp Range	50°F to 100°F
Water Temp Range	41°F to 95°F
Water Inlet Hose Length	5 ft.
Drain Hose Length	5 ft.
System Refrigerant	R404A
Voltage / Frequency	115V/60Hz
Fuse (A)	15
Amps	Making-10.6 Harvest-14.2
Power Input (W)	230
Power Cord Length	6 ft. (NEMA 5-15P)
Net Weight	132
Created Weight	154
Exterior Dimensions	26"W x 26.4"D x 38.2"H
Shipping Dimensions	28.3"W x 28.3"D x 35.8"H



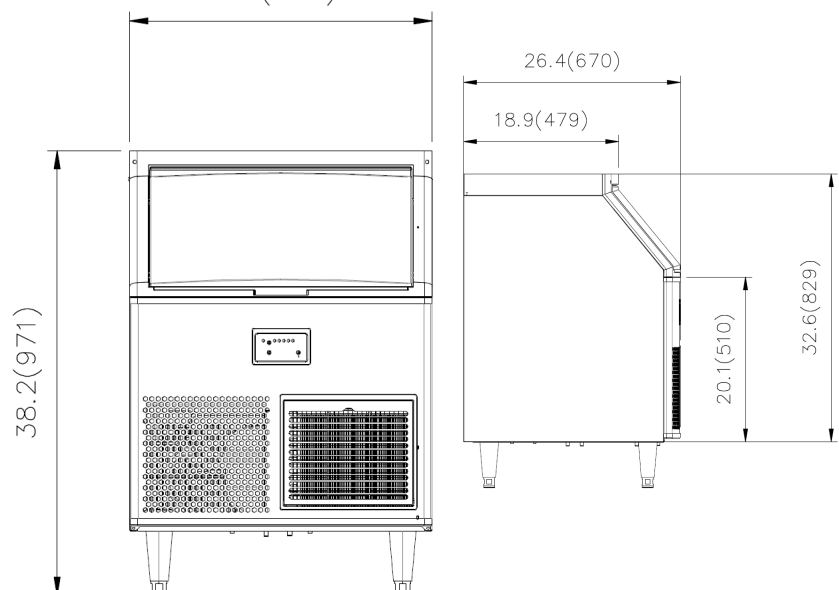
- A. POWER LINE
- B. ICEMAKER WATER SUPPLY INLET 3/4"
- C. ICEMAKER DRAIN OUTLET 3/4"



FRONT VIEW

26(660)

SIDE VIEW



Due to periodic changes in designs, procedures and regulations the specifications in these sheets are subject to change without notice. While these specifications were prepared for optimum accuracy for any specification sensitive concern please contact our sales department or your sales representative for pre-sales assistance.