
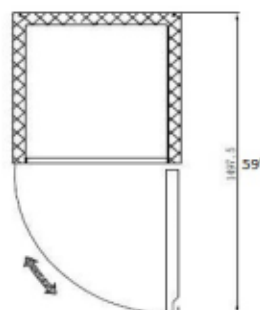
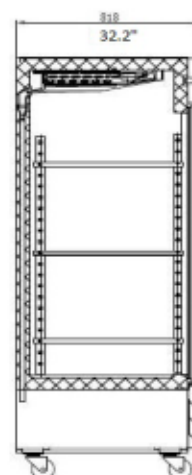
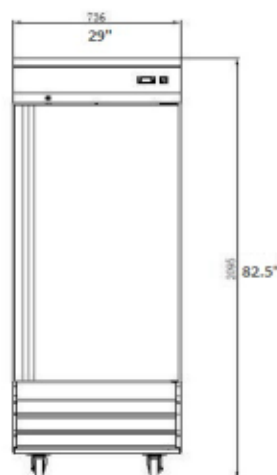


Model:
RIFI-30

Solid Door / Reach-In

 Freezer

 Stainless



5-15P



Doors	Shelves	Refrigerant	HP	Power	Amps.	Cu.ft.	Weight(lbs.)
1	3	R290	1/4+	115/60/1	8.3	23	271

FEATURES

S/S interior and S/S exterior retains attractive finish longer.

Rounded corner design inside of the cabinet makes it easy to clean it.

Standard door features:

- ✓ Heavy-duty pull handle.
- ✓ Each door has two spring hinges, that it makes the door to self-closing enduring quality.

Refrigeration system:

- ✓ Holds -8°F to 0°F (-22°C to -18°C) for the best in food preservation.

Electronic control system:

- ✓ Adjustable temperature set point and defrost frequency.
- ✓ Error codes to diagnose service issues.

Shelves: Adjustable, heavy duty PVC coated shelves.

Standard heavy-duty casters make it easy to move and clean underneath.

"No Stoop" lower shelf.

Storage on top of cabinet.

Easily accessible condenser coil for cleaning, and easy service access.

Simple installation with no plumbing required.