

 REFRIGERATOR MANUFACTURER Turbo air more durable, efficient, beautiful 4184 E. Conant St. Long Beach, CA 90808 Tel. 310-900-1000 Fax. 310-900-1077 www.turboairinc.com	Project:	
	Model #:	
	Item #:	
	Available W/H:	Qty:
	Approval:	
	AIA #:	SIS #:
CSI Section 11400		

Roll-In Solid Door Heated Cabinet

*Roll-In
PRO Series*

**Model : PRO-26H-RI(-L)
PRO-26H2-RI(-L)**

≡ FEATURES & BENEFITS ≡

- **Digital temperature control & monitor system**
 - Keep food products safe by maintaining constant temperatures.
 - Alarm beeps when doors are not sealed.
 - Early warning alarm program detects issues before malfunction occurs.
 - Digital display allows for easy monitoring.
 - Sensitive touch display.
 - **Ducted fan air distribution system**
Maintains temperature within the food zone
 - **On/Off switch**
ON/OFF switch is located on control panel
 - **All stainless steel cabinet construction**
The PRO series model boasts a stainless steel interior and a **22 gauge** stainless steel exterior (galvanized steel top, bottom). It guarantees the utmost in cleanliness and long product life. The PRO series model adds a touch of style to the most refined setting.
 - **LED interior lighting**
 - **High-density polyurethane insulation**
The entire cabinet structure and solid doors are foamed-in-place using high density, CFC free polyurethane insulation.
 - **Full length stainless steel solid doors with locks**
 - **Self-closing doors with stay open feature at 120 degrees**
 - **Heated cabinet holds 140°F ~ 180°F for the best in food preservation**
 - **Lifetime guaranteed heavy duty hinges and handles**
- PRO-26H-RI: Right hinged, 115V
 - PRO-26H-RI-L: Left hinged, 115V
 - PRO-26H2-RI: Right hinged, 208V
 - PRO-26H2-RI-L: Left hinged, 208V





Model	Swing Door	CU./FT.	#of Rack Accepted	Wattage (W)	AMPS	Crated Weight (lbs.)	L x D x H [†] (inches)
PRO-26H-RI(-L) PRO-26H2-RI(-L)	1	35.51	1	1550	13.5 7.5	436	34 x 37³/₄ x 84¹/₄

Roll-In Solid Door Heated Cabinet

Roll-In
PRO Series

Model : PRO-26H-RI(-L) PRO-26H2-RI(-L)

ELECTRICAL DATA	PRO-26H-RI(-L)	PRO-26H2-RI(-L)
Voltage	115/60/1	208/115/60/1
Plug Type	 NEMA 5-15P	 NEMA L14-20P
Full Load Amperes	13.5	7.5
Wattage (W)	1550	1550
Feed Wires with Ground	3	4
Cord Length (ft.)	8	8
DIMENSIONAL DATA		
# of Doors	1	1
# of Racks Accepted	1	1
Net Capacity (cu. ft.)	35.51	35.51
Ext. Length Overall (in.)	34 (865mm)	34 (865mm)
Ext. Depth Overall (in.)	37 ³ / ₄ (960mm)	37 ³ / ₄ (960mm)
Ext. Height Overall (in.)*	84 ¹ / ₄ (2140mm)	84 ¹ / ₄ (2140mm)
Int. Length Overall (in.)	27 ³ / ₈ (694mm)	27 ³ / ₈ (694mm)
Int. Depth Overall (in.)	31 ¹ / ₂ (800mm)	31 ¹ / ₂ (800mm)
Int. Height Overall (in.)	66 ⁷ / ₈ (1699mm)	66 ⁷ / ₈ (1699mm)
Rack Size (L x D x H) (in.)	27 x 29 x 66	27 x 29 x 66
Net Weight (lbs.)	391	391
Gross Weight (lbs.)	436	436

Design and specifications subject to change without notice.

Actual shipping weight may differ due to extra packing materials for product protection.

* Depth does not include 1-1/4" for door handles. Depth does not include 5-1/2" for ramp.

■ WARRANTY : 3 Year Parts and Labor Warranty

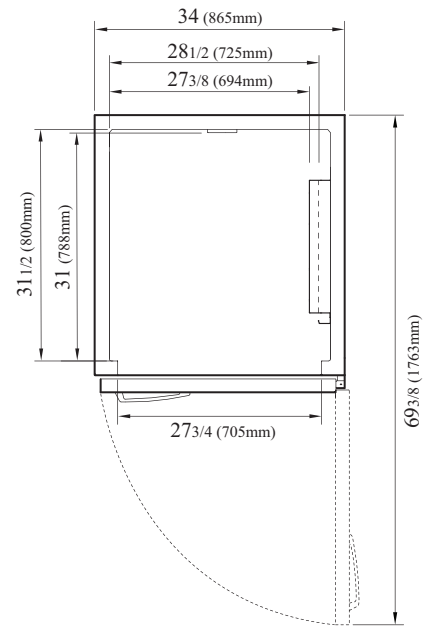
■ STANDARD FEATURES

- Door locks standard
- Solid and sturdy grille design
- Heavy duty stainless steel ramp standard

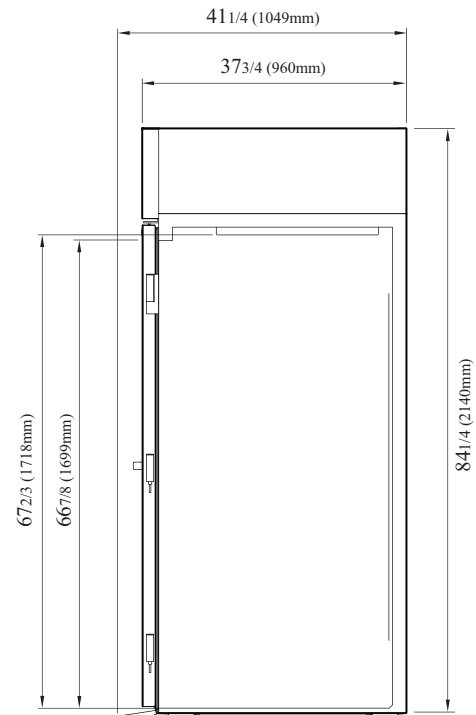
** Lead time applies. Please contact your sales representative for more details to order.

PLAN VIEW

(unit : inch)



TOP VIEW



SIDE VIEW

Ver.20210729



- Turbo Air : 800-627-0032
- GK : 800-500-3519
- Warranty : 800-381-7770
- AC : 888-900-1002



Continued product development may necessitate specification changes without notice.