



Foodservice Equipment

Job _____ Item# _____

Ranges



TRE36D5
with deck oven base

Features:

- Stainless steel exterior
- Hatchable to pass through 26" opening
- Includes 6" NSF-listed legs
- Front-serviceable
- 36" Cooking Height


Additional features of models with convection oven:

- Includes three oven racks
- Vented, air-cooled motor

Additional features of models with deck oven:

- Includes one oven rack
- Aluminized steel oven liner

Note: "C" in model denotes Convection Oven base.
"D" denotes Deck Oven base.




TRE36C1/D1
• Three 12" x 24" hotplates




TRE36C2/D2
• Two 12" x 24" hotplates
• Two round hotplates



TRE36C3/D3
• One 36" x 24" x 1/2" griddle plate



TRE36C4/D4
• Six round hotplates



TRE36C5/D5
• One 12" x 24" x 1/2" griddle plate
• Two round hotplates

***All ranges require field assembly**

Specifications

| <i>Type of Range Top</i> | | | | | |
|------------------------------|------------------------------------------|----------------------------------------------------------------------|----------------------------------------------------------------------|---------------------------------------------|--------------------------------------------------------------------|
| | “C” Convection Ovens | <i>Three 12” x 24” Hotplates</i> | <i>Two 12” x 24” Hotplates & Two Round Hotplates</i> | <i>One 36” x 24” x 1/2” Griddle</i> | <i>Six Round Hotplates</i> |
| Model Number | TRE36C1 | TRE36C2 | TRE36C3 | TRE36C4 | TRE36C5 |
| Type of oven base | ←----- Convection Oven -----→ | | | | |
| Supply (1 or 3 Phase) | ←----- 208V, 240V or 480V -----→ | | | | |
| Rated heat input | 21.6 KW | 21.6 KW | 21.6 KW | 21.6 KW | 21.6 KW |
| Width | 36” W | 36” W | 36” W | 36” W | 36” W |
| Height | 37-1/4” H | 37-1/4” H | 37-1/4” H | 37-1/4” H | 37-1/4” H |
| Depth | 38-1/2” D | 38-1/2” D | 38-1/2” D | 38-1/2” D | 38-1/2” D |
| Ship Weight | 525 lbs. | 485 lbs. | 525 lbs. | 430 lbs. | 495 lbs. |
| “D” Deck Ovens | <i>Three 12” x 24” Hotplates</i> | <i>Two 12” x 24” Hotplates & Two Round Hotplates</i> | <i>One 36” x 24” x 1/2” Griddle</i> | <i>Six Round Hotplates</i> | <i>One 24” x 24” Griddle & Two Round Hotplates</i> |
| Model Number | TRE36D1 | TRE36D2 | TRE36D3 | TRE36D4 | TRE36D5 |
| Type of oven base | ←----- Deck Oven -----→ | | | | |
| Supply (3 Phase) | ←----- 208V, 240V or 480V -----→ | | | | |
| Rated heat input | 21 KW | 21 KW | 21 KW | 21 KW | 21 KW |
| Width | 36” W | 36” W | 36” W | 36” W | 36” W |
| Height | 37-1/4” H | 37-1/4” H | 37-1/4” H | 37-1/4” H | 37-1/4” H |
| Depth | 37” D | 37” D | 37” D | 37” D | 37” D |
| Ship Weight | 525 lbs. | 485 lbs. | 525 lbs. | 430 lbs. | 495 lbs. |

Accessories

| Model Number | Description | Wt. | Available for Use With |
|--------------|---------------------------------------------|---------|------------------------|
| TRE36-C6 | Casters, set of four, 2 swivel (with locks) | 20 lbs. | All TRE models |
| TRE36D-RACK | Deck oven rack slide-out | 5 lbs. | TRE36D models |
| TRE36C-RACK | Convection Oven rack | 5 lbs. | TRE36C models |
| TRE36-LK-6 | Additional 6” adjustable legs (set of four) | N/A | All TRE models |
| TRE36-CM | Curb Mount | 35 lbs. | All TRE models |
| TRE36-HS | High Shelf | N/A | All TRE models |

INTENDED FOR COMMERCIAL USE ONLY. NOT FOR HOUSEHOLD USE. TM125/1070



Toastmaster, in line with its policy to continually improve its product, reserves the right to change materials or specifications without notice. Such revisions do not entitle the buyer to corresponding changes, improvements, additions, or replacements for previously purchased equipment.



Toastmaster® 10 Sunnen Dr. St. Louis, MO 63143 • www.toastmastercorp.com

Toll Free: 1-800-264-7827 • Telephone: 1-314-781-2777 • Toll Free Fax: 1-800-264-6666 • Fax: 314-781-3636