



Foodservice Equipment

Job \_\_\_\_\_ Item# \_\_\_\_\_

# Ranges



**TRE36D5**  
with deck oven base

### Features:

- Stainless steel exterior
- Hatchable to pass through 26" opening
- Includes 6" NSF-listed legs
- Front-serviceable
- 36" Cooking Height


#### Additional features of models with convection oven:

- Includes three oven racks
- Vented, air-cooled motor

#### Additional features of models with deck oven:

- Includes one oven rack
- Aluminized steel oven liner

**Note:** "C" in model denotes Convection Oven base. "D" denotes Deck Oven base.




**TRE36C1/D1**  
• Three 12" x 24" hotplates




**TRE36C2/D2**  
• Two 12" x 24" hotplates  
• Two round hotplates



**TRE36C3/D3**  
• One 36" x 24" x 1/2" griddle plate



**TRE36C4/D4**  
• Six round hotplates



**TRE36C5/D5**  
• One 12" x 24" x 1/2" griddle plate  
• Two round hotplates

**\*All ranges require field assembly**

## Specifications

<i>Type of Range Top</i>					
	<b>“C” Convection Ovens</b>	<i>Three 12” x 24” Hotplates</i>	<i>Two 12” x 24” Hotplates &amp; Two Round Hotplates</i>	<i>One 36” x 24” x 1/2” Griddle</i>	<i>Six Round Hotplates</i>
<b>Model Number</b>	TRE36C1	TRE36C2	TRE36C3	TRE36C4	TRE36C5
<b>Type of oven base</b>	←----- <i>Convection Oven</i> -----→				
<b>Supply (1 or 3 Phase)</b>	←----- <i>208V, 240V or 480V</i> -----→				
<b>Rated heat input</b>	21.6 KW	21.6 KW	21.6 KW	21.6 KW	21.6 KW
<b>Width</b>	36” W	36” W	36” W	36” W	36” W
<b>Height</b>	37-1/4” H	37-1/4” H	37-1/4” H	37-1/4” H	37-1/4” H
<b>Depth</b>	38-1/2” D	38-1/2” D	38-1/2” D	38-1/2” D	38-1/2” D
<b>Ship Weight</b>	525 lbs.	485 lbs.	525 lbs.	430 lbs.	495 lbs.
<b>“D” Deck Ovens</b>	<i>Three 12” x 24” Hotplates</i>	<i>Two 12” x 24” Hotplates &amp; Two Round Hotplates</i>	<i>One 36” x 24” x 1/2” Griddle</i>	<i>Six Round Hotplates</i>	<i>One 24” x 24” Griddle &amp; Two Round Hotplates</i>
<b>Model Number</b>	TRE36D1	TRE36D2	TRE36D3	TRE36D4	TRE36D5
<b>Type of oven base</b>	←----- <i>Deck Oven</i> -----→				
<b>Supply (3 Phase)</b>	←----- <i>208V, 240V or 480V</i> -----→				
<b>Rated heat input</b>	21 KW	21 KW	21 KW	21 KW	21 KW
<b>Width</b>	36” W	36” W	36” W	36” W	36” W
<b>Height</b>	37-1/4” H	37-1/4” H	37-1/4” H	37-1/4” H	37-1/4” H
<b>Depth</b>	37” D	37” D	37” D	37” D	37” D
<b>Ship Weight</b>	525 lbs.	485 lbs.	525 lbs.	430 lbs.	495 lbs.

## Accessories

Model Number	Description	Wt.	Available for Use With
TRE36-C6	Casters, set of four, 2 swivel (with locks)	20 lbs.	All TRE models
TRE36D-RACK	Deck oven rack slide-out	5 lbs.	TRE36D models
TRE36C-RACK	Convection Oven rack	5 lbs.	TRE36C models
TRE36-LK-6	Additional 6” adjustable legs (set of four)	N/A	All TRE models
TRE36-CM	Curb Mount	35 lbs.	All TRE models
TRE36-HS	High Shelf	N/A	All TRE models

**INTENDED FOR COMMERCIAL USE ONLY. NOT FOR HOUSEHOLD USE.** TM125/1070



Toastmaster, in line with its policy to continually improve its product, reserves the right to change materials or specifications without notice. Such revisions do not entitle the buyer to corresponding changes, improvements, additions, or replacements for previously purchased equipment.



**Toastmaster**® 10 Sunnen Dr. St. Louis, MO 63143 • www.toastmastercorp.com

Toll Free: 1-800-264-7827 • Telephone: 1-314-781-2777 • Toll Free Fax: 1-800-264-6666 • Fax: 314-781-3636