



ITEM NO. _____
 PROJECT _____
 LOCATION _____
 DATE _____ QTY. _____

ADVANTEDGE™ NLR/NLF SERIES

Bottom Mounted Solid Door Reach-Ins

REFRIGERATORS FREEZERS

- | | |
|----------------------------------|----------------------------------|
| <input type="checkbox"/> NLR23-S | <input type="checkbox"/> NLF23-S |
| <input type="checkbox"/> NLR49-S | <input type="checkbox"/> NLF49-S |
| <input type="checkbox"/> NLR72-S | <input type="checkbox"/> NLF72-S |



NLR49-S/NLF49-S



FEATURES

CONSTRUCTION

- Stainless steel exterior on front, sides and doors
- Exterior top, bottom and back are galvanized steel
- Interior liner and door panels are stainless steel
- Foamed-in-place with low ODP polyurethane insulation
- Standard electronic controller with these features:
 - Digitally displays inside temperature in either °F or °C
 - Allows user to monitor and adjust temperature set point within normal temperature range
 - Visual and audible door open alarm
 - Clean condenser alarm (displays “CL” every 6 months)
 - Decreases service time and calls
- Wall thickness:
 - Sides: 1-7/8"
 - Top and back: 2"
 - Bottom: 2-3/8"
- 4" diameter casters
- Four casters on one- and two-door models and six on three-door models (two casters on each model are locking type)
- Four adjustable heavy-duty shelves per door

DOORS

- Heavy-duty pull handles
- Self-closing at 96° with hold open feature at 110°
- Individual door locks
- Self-adjusting magnetic gaskets
- Interior LED lighting activated by switch for each door
- Anti-condensate heater wires on door openings
- Standard door swing configuration:
 - NLR23-S/NLF23-S: hinged right
 - NLR49-S/NLF49-S: left door hinged left, right door hinged right
 - NLR72-S/NLF72-S: left door hinged left, middle door hinged right, right door hinged right
- Field reversible doors on single door models (requires left hand hinging kit)

REFRIGERATION

- Self-contained bottom mount refrigeration system
- Capillary tube controls refrigerant flow
- Automatic defrost
- Fabric condensation kit uses wicks to draw condensate from the drain pan for faster removal
- Refrigerant: R290
- Operating temperature range:
 - Refrigerators: 34° to 38°F (1° to 3° C)
 - Freezers: -5° to 0°F (-21° to -18°C)

WARRANTY

- Standard limited three year parts and labor
- Additional two year coverage on compressor part

OPTIONS

- Additional shelves
- 6" adjustable feet
- Field reversible hinge kit for single door models
- Pan rack

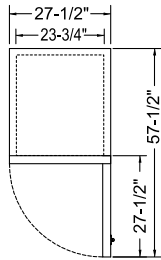


ADVANTEDGE™ NLR/NLF SERIES
BOTTOM MOUNTED SOLID DOOR REACH-INS

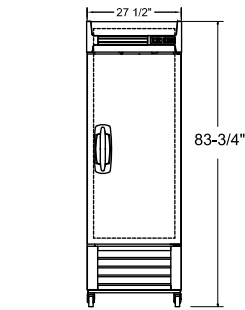
TECHNICAL SPECIFICATIONS

Models	Refrigerators			Freezers		
	NLR23-S	NLR49-S	NLR72-S	NLF23-S	NLF49-S	NLF72-S
Crated Weight (lbs) (kg)	313 (142)	474 (215)	637 (289)	322 (146)	498 (226)	672 (305)
Crated Height (in) (mm)	84 (2134)	85 (2159)	85 (2159)	84 (2134)	85 (2159)	85 (2159)
Crated Width (in) (mm)	30 (762)	59 (1499)	82 (2083)	30 (762)	59 (1499)	82 (2083)
Crated Depth (in) (mm)	36 (914)	35 (889)	35 (889)	36 (914)	35 (889)	35 (889)
Interior Height (in) (mm)	61 (1549)	61 (1549)	61 (1549)	61 (1549)	61 (1549)	61 (1549)
Interior Width (in) (mm)	23-3/4 (603)	51-1/2 (1308)	74-1/4 (1886)	23-3/4 (603)	51-1/2 (1308)	74-1/4 (1886)
Interior Depth (in) (mm)	27 (686)	27 (686)	27 (686)	27 (686)	27 (686)	27 (686)
Overall Height (in) (mm) *	83-3/4 (2127)	83-3/4 (2127)	83-3/4 (2127)	83-3/4 (2127)	83-3/4 (2127)	83-3/4 (2127)
Overall Width (in) (mm)	27-1/2 (699)	55-1/4 (1403)	78 (1981)	27-1/2 (699)	55-1/4 (1403)	78 (1981)
Overall Depth (in) (mm)**	33 (838)	33 (838)	33 (838)	33 (838)	33 (838)	33 (838)
Gross Cubage (CuFt) (L)	23.0 (651)	49.0 (1387)	72.0 (2039)	23.0 (651)	49.0 (1387)	72.0 (2039)
Number of Shelves	4	8	12	4	8	12
Shelf Area (SqFt) (Sqm)	18 (1.67)	39 (3.6)	56.5 (5.25)	18 (1.67)	39 (3.6)	56.5 (5.25)
Number of Casters	4	4	6	4	4	6
Condensing Unit Size	3/8 HP	3/8 HP	3/8 HP	3/5 HP	3/4 HP	1 HP
Refrigerant	R290	R290	R290	R290	R290	R290
Electrical Characteristics	115/60/1	115/60/1	115/60/1	115/60/1	115/60/1	115/60/1
NEMA Plug Configuration	5-15P	5-15P	5-15P	5-15P	5-15P	5-20P
Total Amp Draw	7.5	7.5	7.5	8.0	10.5	14.0

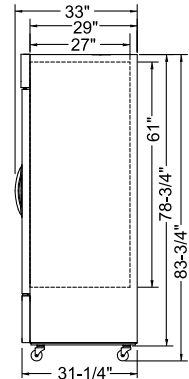
*Height includes casters. **Depth includes door handle.



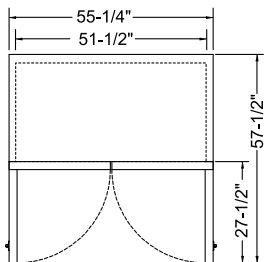
NLR23-S/NLF23-S PLAN VIEW



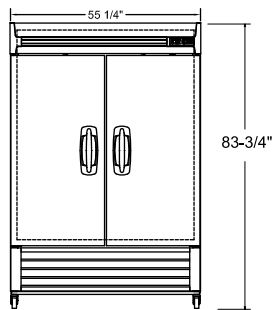
NLR23-S/NLF23-S ELEVATION VIEW



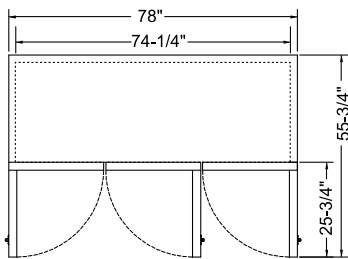
ALL MODELS SIDE VIEW



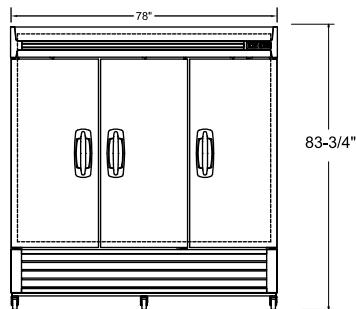
NLR49-S/NLF49-S PLAN VIEW



NLR49-S/NLF49-S ELEVATION VIEW



NLR72-S/NLF72-S PLAN VIEW



NLR72-S/NLF72-S ELEVATION VIEW



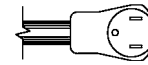
ADVANTEDGE™ NLR/NLF SERIES BOTTOM MOUNTED SOLID DOOR REACH-INS

LISTINGS

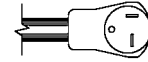


HOOKUP

Via plug in, 9.8 foot long flexible three wire 14/3 cord with molded plug.



NEMA 5-15P
(all models except
NLF72-S)



NEMA 5-20P
(NLF72-S)

BID SPECIFICATIONS

Item no. NLR/NLF _____-S.

Provide _____ Bottom Mounted Solid Door Reach-in(s), Norlake model no. NLR/NLF _____-S.

Reach-in will feature rounded corner construction with stainless steel interior and exterior. Top, bottom and back will be galvanized steel.

Reach-in will also be equipped with an electronically controlled monitoring system with door alarm function.

The refrigeration system will be bottom mounted and self-contained. All models will use R290 refrigerant.

The operating temperature range will be 34° to 38°F (1° to 3° C) for

refrigerators and -5° to 0°F (-21° to -18°C) for freezers.

Reach-in to have standard limited three year parts and labor with additional two year coverage on compressor part.

Reach-in to be UL, C-UL and ETL Sanitation listed.

NOTE: Cabinet designed for optimum performance in air-conditioned area at 75°F ambient and 55% relative humidity. All specifications within this publication subject to change without notice.

