



Project \_\_\_\_\_  
 Item No. \_\_\_\_\_  
 Quantity \_\_\_\_\_

## MB SLICE SERIES

Brick Lined  
 Gas Deck Pizza Ovens

### Model(s) Available

- MB 236** - Single oven with 24" x 36" cooking surface
- MB 236 Stacked** - Double oven Single oven with 24" x 36" cooking surface



*Shown with optional dome top and custom tile facade*

### Construction

- Light counter weight double panelled door creates an air shield, reducing heat loss and keeping the oven workspace cool
- 1½" thick cooking surface
- Stainless steel sides and top
- Heavy duty legs
- Ultra high temperature fiberglass insulation allows for 0" clearance on both sides to combustible and non-combustible construction
- Arched refractory brick-lined ceiling for an even, efficient oven temperature

### Operation

- Thermostatically controlled from 300°F to 650°F

### Standard Features

- Flat top oven, optional square and round dome tops available
- Warranty: 1 year labor, 18 months parts

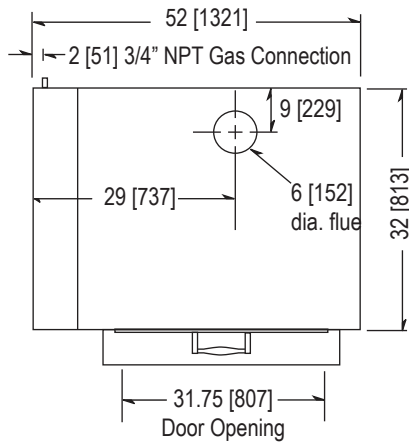
### Options & Accessories

(AT ADDITIONAL CHARGE)

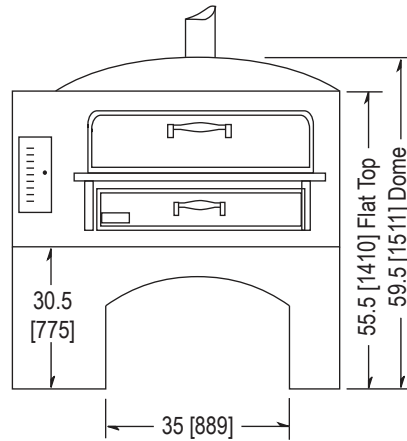
- **Brick Veneer Kit** (*installation not included*)
  - Rosebud
  - Whitestone
- Round dome top
- Stainless steel front
- Auto start timer

SHORT FORM SPECIFICATIONS: Provide Marsal MB 236 (single or double) slice oven(s). Unit shall have an arched refractory brick-lined ceiling for an even, efficient oven temperature. Ultra high temperature fiberglass insulation allows for 0" clearance on both sides. Light counter weight double panelled door creates an air shield, reducing heat loss and keeping the oven workspace cool. 1½" thick cooking surface. Thermostatically controlled from 300°F to 650°F. Provide with eighteen month oven parts and one year labor warranty. Provide with options and accessories as indicated.

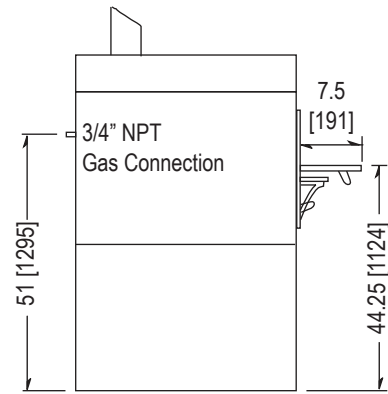
DIMENSIONS ARE IN INCHES [MM]



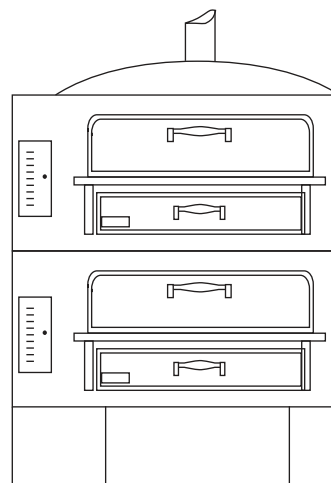
TOP VIEW - All Models



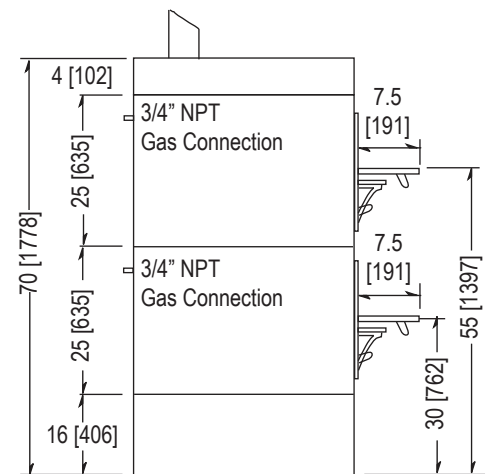
SINGLE FRONT VIEW



SINGLE SIDE VIEW



STACKED FRONT VIEW



STACKED SIDE VIEW

### Specifications

	MB 236	MB 236 Stacked
Height	59.5" [1511]	70" [1778]
Depth & Length	32" x 52" [813 x 1321]	32" x 52" [813 x 1321]
Cooking Surface	24" x 36" x 6.5" tall [610 x 914 x 165]	(2) 24" x 36" 6.5" tall [610 x 914 x 165]
Clearances	3" space must be left at the rear to allow adequate clearance for air openings.	
BTUs	LP: 50,000 NAT: 50,000	LP: (2) 50,000 NAT: (2) 50,000
Shipping Weight	845 lbs (383 kg)	1,410 lbs (640 kg)

All designs and specifications presented in this document are subject to change without notice due to constant innovation.