


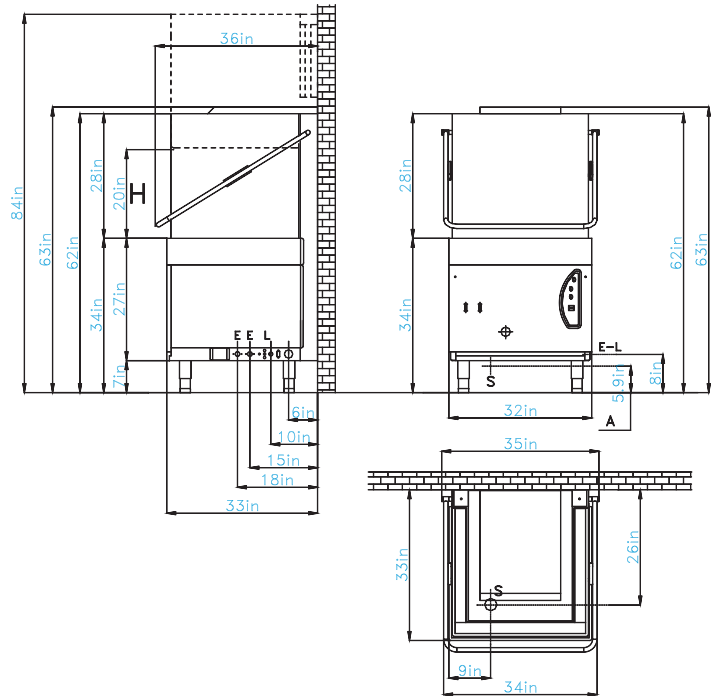


## PT800EK MULTI-FUNCTION UTENSIL-WASHER

- Soft-Touch Electronic Control Panel with Digital Thermostats
- Stainless Steel Wash Pump
- Upper and Lower Wash and Rinse Arms with Booster Pump
- Wash Height: 19.7"
- Large Handle
- 3 Removable Filters
- Internal components immediately accessible for service requirements
- Removable rack guide for easy cleaning
- Tank with rounded edges and slanted bottom



<b>POWER</b>	208V 3PH, 10500W, 28A, Hardwire
<b>OPTIONAL</b>	Drain Pump   Linear or Corner Configuration
<b>RINSE-AID DISPENSER</b>	YES
<b>CLEARANCE</b>	19.7"
<b>RACK CAPACITY (L X W)</b>	24.2" x 24.2"
<b>INCLUDED RACKS</b>	(1) for 28 x 12" pizza plates - (1) for 34 x soup bowls/plates - (1) Stainless Steel rack for GN 1/1 containers, 23.5" x 15.75" pizza pans and pizza dough containers, (1) open Stainless Steel rack for miscellaneous items and utensils
<b>WORK HEIGHT</b>	34"
<b>TANK CAPACITY</b>	16Gal (61L)
<b>DIMENSIONS (L X W X H)</b>	32" x 33" x 63"
<b>WASH CYCLE DURATION</b>	1 - 2 - 3 min. / 2 - 3 - 4 min.
<b>WASH CYCLE CAPACITY</b>	2040 - 1360 - 680 dishes/hr 60 - 40 - 20 baskets/hr / 30 - 20 - 15 baskets/hr
<b>WATER CONSUMPTION</b>	1.05Gal per cycle (4L) 31 - 21 - 16 Gal per hour (117 - 79.5 - 60.5L)
<b>ELECTRIC PUMP</b>	1500W
<b>WASH TANK ELEMENT</b>	9000W
<b>RINSE TANK ELEMENT</b>	9000W
<b>BOILER CAPACITY</b>	2.1Gal (8L)
<b>WATER INLET TEMPERATURE</b>	55 - 60°C 131 - 140°F
<b>WATER INLET CONNECTION</b>	3/4"
<b>WATER OUTLET CONNECTION</b>	32 mm - 1" 1/4
<b>INLET WATER PRESSURE</b>	40 ± 80 psi
<b>WATER HARDNESS</b>	7.2 - 12.5 °f
<b>RINSE TEMPERATURE</b>	82 - 90°C 180 - 195°F
<b>NET WEIGHT</b>	415lbs
<b>SHIP DIMENSIONS (L X W X H)</b>	43" x 36.6" x 82"
<b>SHIP WEIGHT</b>	470lbs
<b>NOISE LEVEL</b>	<70dB(A)



<b>H</b>	Max. Wash Height
<b>A</b>	Max. Drain Height to Wall
<b>E</b>	Water Inlet
<b>S</b>	Drain
<b>L</b>	Electrical Connection

**WARRANTY: ONE YEAR PARTS AND LABOR**