



F99EKDPS

UNDERCOUNTER DISHWASHER

- Soft start
- Soap and rinse pumps
- Automatic tank loading
- Stainless steel construction 18/10 AISI 304
- Stainless Steel upper and lower rotating wash and rinse arms
- Removable control panel for easy maintenance
- Double wall thermal and acoustic insulation
- Self-washing slanted tank with rounded edges
- (2) Integral tank filters in stainless steel
- Counterbalanced double-wall door



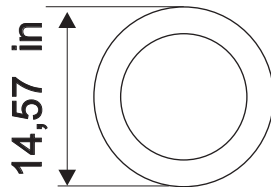
SPECIFICATIONS	F99EKDPS
POWER	6500W, 208 V1ph 60Hz, 35A
RINSE-AID DISPENSER	YES
DETERGENT PUMP	YES
CLEARANCE	14,57"
RACK DIMENSIONS (L x W)	19,68" x 19,68"
WORK HEIGHT	12,40"
TANK CAPACITY	4,76 Gal
DIMENSIONS (L x W x H)	25,59" x 23,62" x 32,5"
WASH CYCLE DURATION	2-3-4 mins
WASH CYCLE CAPACITY	30/20/15 baskets/hr
WATER CONSUMPTION	0,6 Gal
ELECTRIC PUMP	650 W
WASH TANK ELEMENT	2000 W
RINSE TANK ELEMENT	6000 W
BOILER CAPACITY	1,58 Gal
WATER INLET TEMPERATURE	55±60°C/131±140°F
WATER INLET CONNECTION	3/4"
WATER OUTLET CONNECTION	3/4"
INLET WATER PRESSURE	40±80 psi
WATER HARDNESS	7,2±12,5 °f
RINSE TEMPERATURE	82±90°C/180±195°F
NET WEIGHT	159 lbs
SHIP DIMENSIONS (L x W x H)	25,10"x29,15"x34,36"
SHIP WEIGHT	181 lbs
NOISE LEVEL	<54dB(A)

INCREASED CLEARANCE

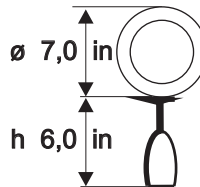
The clearance height is increased by 1.6" compared to the previous model. It is now 14.57", allowing larger items to fit.

NEW MICROFILTER PLUS

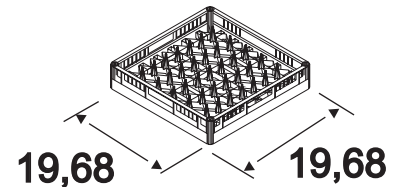
The new microfilter system keeps water clean for longer, and reduces detergent consumption by 20%. The fine residual dirt is collected and discharged also during the washing cycle.



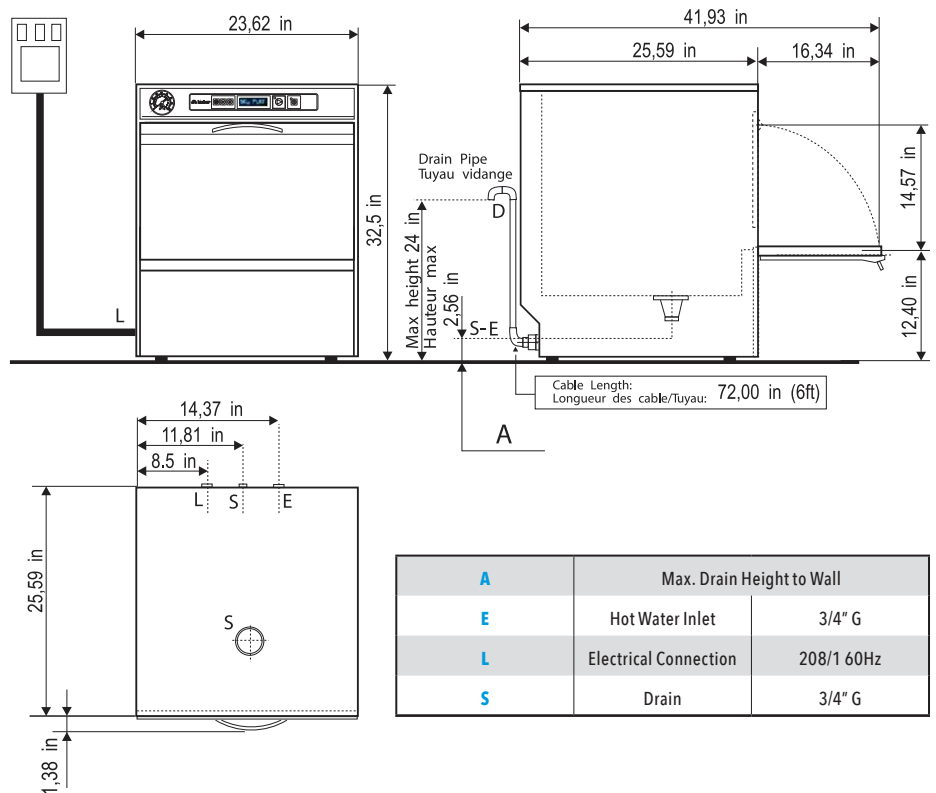
CLEARANCE



OPTION: CLEARANCE FOR DOUBLE SLIDE



UNDERCOUNTER DISHWASHER/GLASSWASHER LAVE-VAISSELLE/LAVE-VERRE SOUS TABLE



Warranty: 2 years parts & labor