



Indoor Walk-in Box

PROJECT: _____

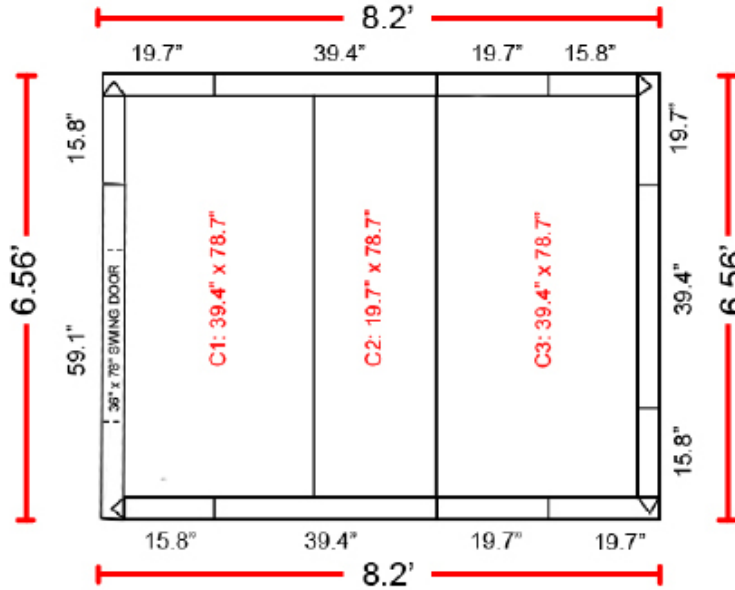
MODEL #: _____

QUANTITY: _____

APPROVAL: _____

For Commercial Use Only

6.56' x 8.2' x 7.5' (Without Floor) Technical Drawing DOOR ON 6.56' SIDE



CONSTRUCTION

Name	Model	Size	QTY
Wall Panel	WP-3982	39.4" x 82.1"	3
	WP-1982	19.7" x 82.1"	2
	WP-1982-C	19.7" x 82.1" (Corner)	3
	WP-1582-C	15.8" x 82.1" (Corner)	4
Ceiling Panel	CF-3978-H	39.4" x 78.7" (Hook)	1
	CF-3978-B	39.4" x 78.7" (Bolt)	1
	CF-1978	19.7" x 78.7"	1
Door Panel	DP-5982-C	59.1" x 82.1" (Corner)	1
Accessories	U-Channel	315" long in total	
	Plastic Plug	70 pcs in total	

NOTE

- * 1 x WP-3982 = 2 x WP-1982
- * 1 x CP191982 = 1 x WP-1982-C + 1 x WP-1582-C
- * Configurable Door Location
- * U-Channel: For no floor boxes only (trim u-channel from door opening for roll in access).



U-Channel



Plastic Plug



USR Brands, Inc.
Phone: 800-764-1172 | www.usrbrands.com | sales@usrbrands.com

Rev. 07-2023
Page 812



Indoor Walk-in Box

PROJECT: _____

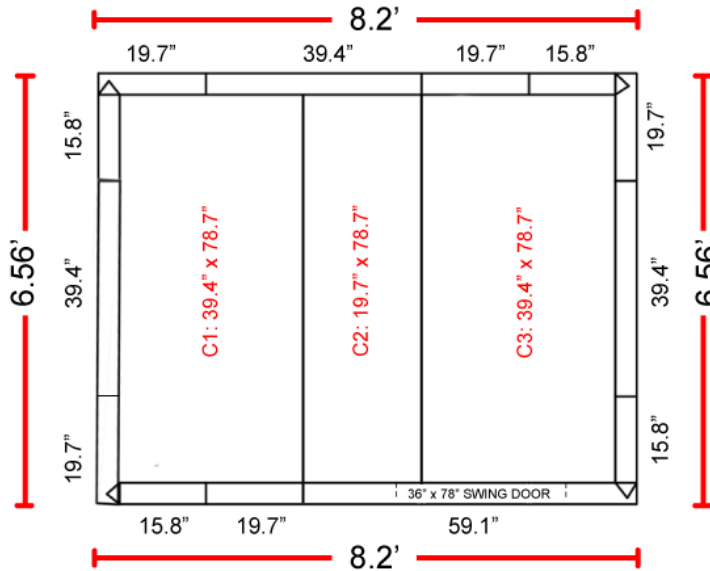
MODEL #: _____

QUANTITY: _____

APPROVAL: _____

For Commercial Use Only

6.56' x 8.2' x 7.5' (Without Floor) Technical Drawing DOOR ON 8.2' SIDE




CONSTRUCTION

Name	Model	Size	QTY
Wall Panel	WP-3982	39.4" x 82.1"	3
	WP-1982	19.7" x 82.1"	2
	WP-1982-C	19.7" x 82.1" (Corner)	3
	WP-1582-C	15.8" x 82.1" (Corner)	4
Ceiling Panel	CF-3978-H	39.4" x 78.7" (Hook)	1
	CF-3978-B	39.4" x 78.7" (Bolt)	1
	CF-1978	19.7" x 78.7"	1
Door Panel	DP-5982-C	59.1" x 82.1" (Corner)	1
Accessories	U-Channel	315" long in total	
	Plastic Plug	70 pcs in total	

NOTE

- * 1 x WP-3982 = 2 x WP-1982
- * 1 x CP191982 = 1 x WP-1982-C + 1 x WP-1582-C
- * Configurable Door Location
- * U-Channel: For no floor boxes only (trim u-channel from door opening for roll in access).



U-Channel



Plastic Plug





Indoor Walk-in Box

PROJECT: _____

MODEL #: _____

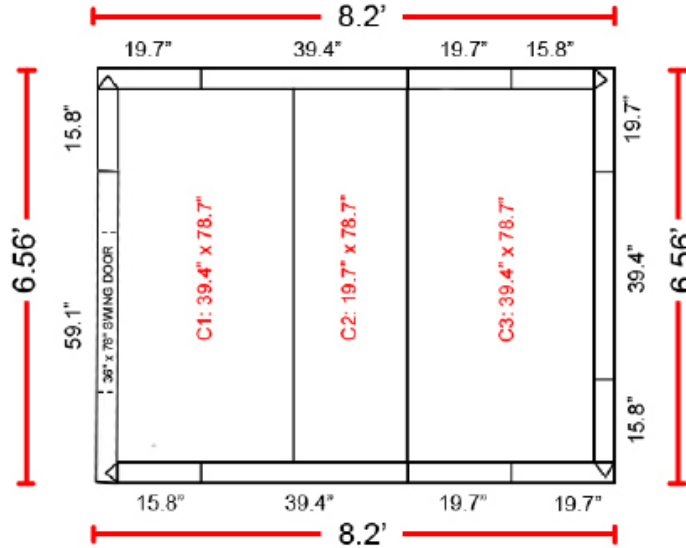
QUANTITY: _____

APPROVAL: _____

For Commercial Use Only

6.56' x 8.2' x 7.5' (With Floor) Technical Drawing

DOOR ON 6.56' SIDE



CONSTRUCTION

Name	Model	Size	QTY
Wall Panel	WP-3982	39.4" x 82.1"	3
	WP-1982	19.7" x 82.1"	2
	WP-1982-C	19.7" x 82.1" (Corner)	3
	WP-1582-C	15.8" x 82.1" (Corner)	4
Ceiling Panel	CF-3978-H	39.4" x 78.7" (Hook)	1
	CF-3978-B	39.4" x 78.7" (Bolt)	1
	CF-1978	19.7" x 78.7"	1
Door Panel	DP-5982-C	59.1" x 82.1" (Corner)	1
Floor Panel	CF-3978-H	39.4" x 78.7" (Hook)	1
	CF-3978-B	39.4" x 78.7" (Bolt)	1
	CF-1978	19.7" x 78.7"	1
Threshold Cover	DPL-0404	39" x 4"	1
Plastic Plug	74 pcs in total		

NOTE

- * 1 x WP-3982 = 2 x WP-1982
- * 1 x CP191982 = 1 x WP-1982-C + 1 x WP-1582-C
- * Floor Panel = Ceiling Panel
- * Configurable Door Location



Plastic Plug



USR Brands, Inc.

Phone: 800-764-1172 | www.usrbrands.com | sales@usrbrands.com

Rev. 07-2023

Page 814



Indoor Walk-in Box

PROJECT: _____

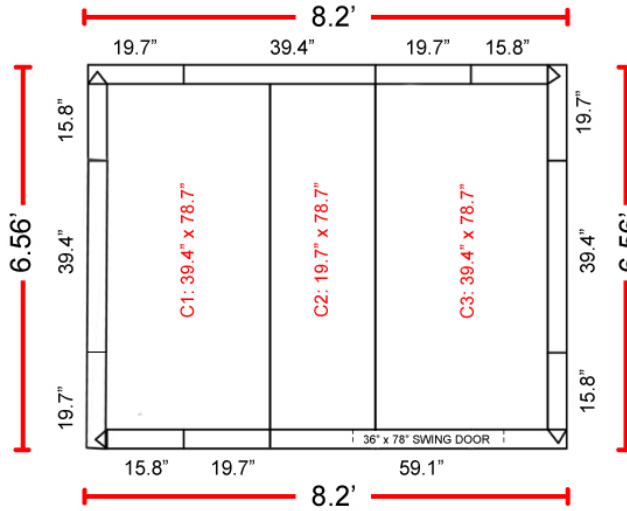
MODEL #: _____

QUANTITY: _____

APPROVAL: _____

For Commercial Use Only

6.56' x 8.2' x 7.5' (With Floor) Technical Drawing DOOR ON 8.2' SIDE



CONSTRUCTION

Name	Model	Size	QTY
Wall Panel	WP-3982	39.4" x 82.1"	3
	WP-1982	19.7" x 82.1"	2
	WP-1982-C	19.7" x 82.1" (Corner)	3
	WP-1582-C	15.8" x 82.1" (Corner)	4
Ceiling Panel	CF-3978-H	39.4" x 78.7" (Hook)	1
	CF-3978-B	39.4" x 78.7" (Bolt)	1
	CF-1978	19.7" x 78.7"	1
Door Panel	DP-5982-C	59.1" x 82.1" (Corner)	1
Floor Panel	CF-3978-H	39.4" x 78.7" (Hook)	1
	CF-3978-B	39.4" x 78.7" (Bolt)	1
	CF-1978	19.7" x 78.7"	1
Threshold Cover	DPL-0404	39" x 4"	1
Plastic Plug	74 pcs in total		

NOTE

- * 1 x WP-3982 = 2 x WP-1982
- * 1 x CP191982 = 1 x WP-1982-C + 1 x WP-1582-C
- * Floor Panel = Ceiling Panel
- * Configurable Door Location



Plastic Plug



USR Brands, Inc.

Phone: 800-764-1172 | www.usrbrands.com | sales@usrbrands.com

Rev. 07-2023

Page 815