



# Indoor Walk-in Box

PROJECT: \_\_\_\_\_

MODEL #: \_\_\_\_\_

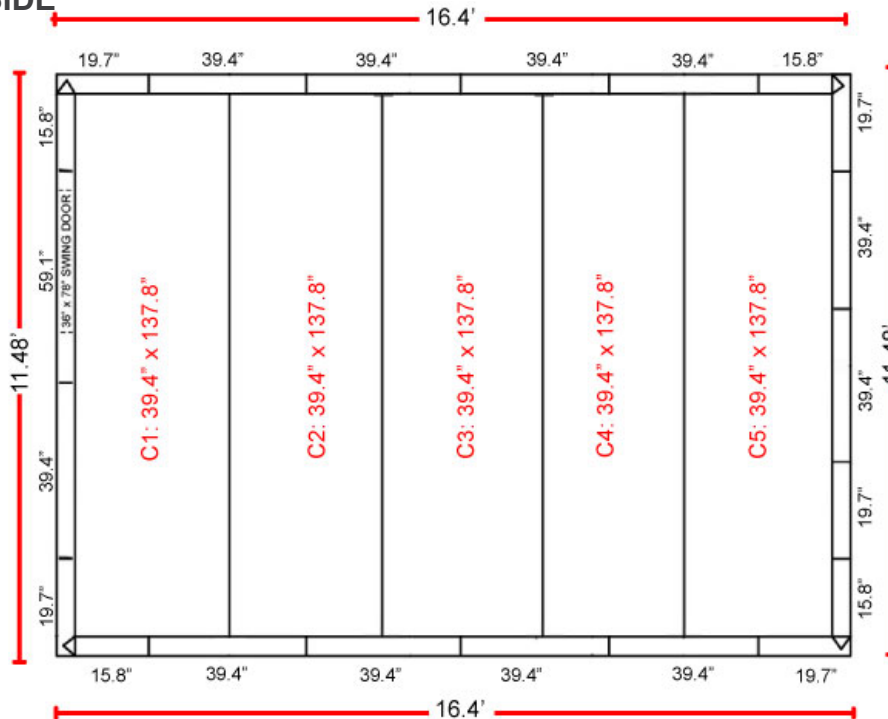
QUANTITY: \_\_\_\_\_

APPROVAL: \_\_\_\_\_

*For Commercial Use Only*

## 11.48' x 16.4' x 7.2' (Without Floor) Technical Drawing

DOOR ON 11.48' SIDE




### CONSTRUCTION

Name	Model	Size	QTY
Wall Panel	WP-3982	39.4" x 82.1"	11
	WP-1982	19.7" x 82.1"	1
	WP-1982-C	19.7" x 82.1" (Corner)	4
	WP-1582-C	15.8" x 82.1" (Corner)	4
Ceiling Panel	CF-39138-H	39.4" x 137.8" (Hook)	1
	CF-39138-B	39.4" x 137.8" (Bolt)	1
	CF-39138	39.4" x 137.8"	3
Door Panel	DP-5982	59.1" x 82.1"	1
Accessories	U-Channel	591" long in total	
	Plastic Plug	134 pcs in total	

### NOTE

- \* 1 x CP191982 = 1 x WP-1982-C + 1 x WP-1582-C
- \* 1 x WP-3982 = 2 x WP-1982 1 x CF-39138 = 2 x CF-19138
- \* U-Channel: For no floor boxes only (trim u-channel from door opening for roll in access).



U-Channel



Plastic Plug



USR Brands, Inc.

Phone: 800-764-1172 | www.usrbrands.com | sales@usrbrands.com

Rev. 08-2024

Page 986



# Indoor Walk-in Box

PROJECT: \_\_\_\_\_

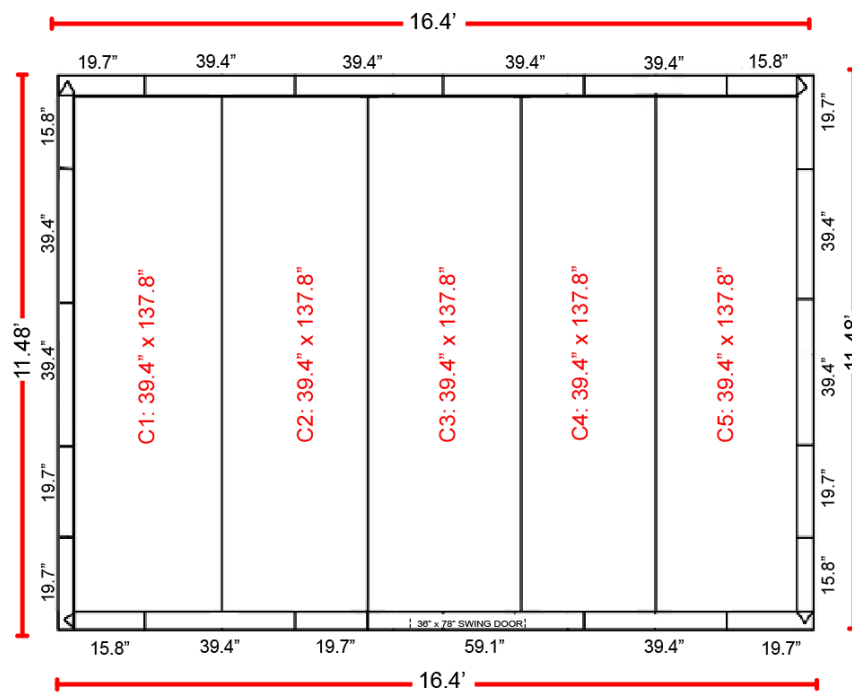
MODEL #: \_\_\_\_\_

QUANTITY: \_\_\_\_\_

APPROVAL: \_\_\_\_\_

For Commercial Use Only

## 11.48' x 16.4' x 7.2' (Without Floor) Technical Drawing DOOR ON 16.4' SIDE




### CONSTRUCTION

Name	Model	Size	QTY
Wall Panel	WP-3982	39.4" x 82.1"	10
	WP-1982	19.7" x 82.1"	3
	WP-1982-C	19.7" x 82.1" (Corner)	4
	WP-1582-C	15.8" x 82.1" (Corner)	4
Ceiling Panel	CF-39138-H	39.4" x 137.8" (Hook)	1
	CF-39138-B	39.4" x 137.8" (Bolt)	1
	CF-39138	39.4" x 137.8"	3
Door Panel	DP-5982	59.1" x 82.1"	1
Accessories	U-Channel	591" long in total	
	Plastic Plug	134 pcs in total	

### NOTE

- \* 1 x CP191982 = 1 x WP-1982-C + 1 x WP-1582-C
- \* 1 x WP-3982 = 2 x WP-1982 1 x CF-39138 = 2 x CF-19138

\* U-Channel: For no floor boxes only (trim u-channel from door opening for roll in access).



U-Channel



Plastic Plug





# Indoor Walk-in Box

PROJECT: \_\_\_\_\_

MODEL #: \_\_\_\_\_

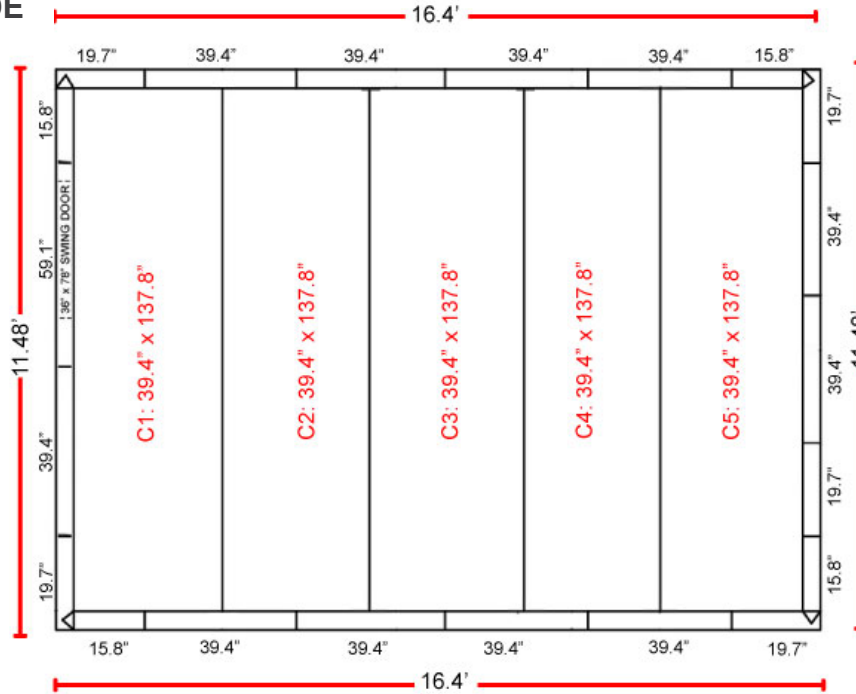
QUANTITY: \_\_\_\_\_

APPROVAL: \_\_\_\_\_

For Commercial Use Only

## 11.48' x 16.4' x 7.5' (With Floor) Technical Drawing

DOOR ON 11.48' SIDE



### CONSTRUCTION

Name	Model	Size	QTY
Wall Panel	WP-3982	39.4" x 82.1"	11
	WP-1982	19.7" x 82.1"	1
	WP-1982-C	19.7" x 82.1" (Corner)	4
	WP-1582-C	15.8" x 82.1" (Corner)	4
Ceiling Panel	CF-39138-H	39.4" x 137.8" (Hook)	1
	CF-39138-B	39.4" x 137.8" (Bolt)	1
	CF-39138	39.4" x 137.8"	3
Door Panel	DP-5982	59.1" x 82.1"	1
Floor Panel	CF-39138-H	39.4" x 137.8" (Hook)	1
	CF-39138-B	39.4" x 137.8" (Bolt)	1
	CF-39138	39.4" x 137.8"	3
Threshold Cover	DPL-0404	39" x 4"	1
Plastic Plug	138 pcs in total		

**NOTE** \* 1 x CP191982 = 1 x WP-1982-C + 1 x WP-1582-C  
 \* 1 x WP-3982 = 2 x WP-1982 1 x CF-39138 = 2 x CF-19138  
 \* Floor Panel = Ceiling Panel



Plastic Plug



USR Brands, Inc.  
 Phone: 800-764-1172 | www.usrbrands.com | sales@usrbrands.com

Rev. 08-2024  
 Page 988



# Indoor Walk-in Box

PROJECT: \_\_\_\_\_

MODEL #: \_\_\_\_\_

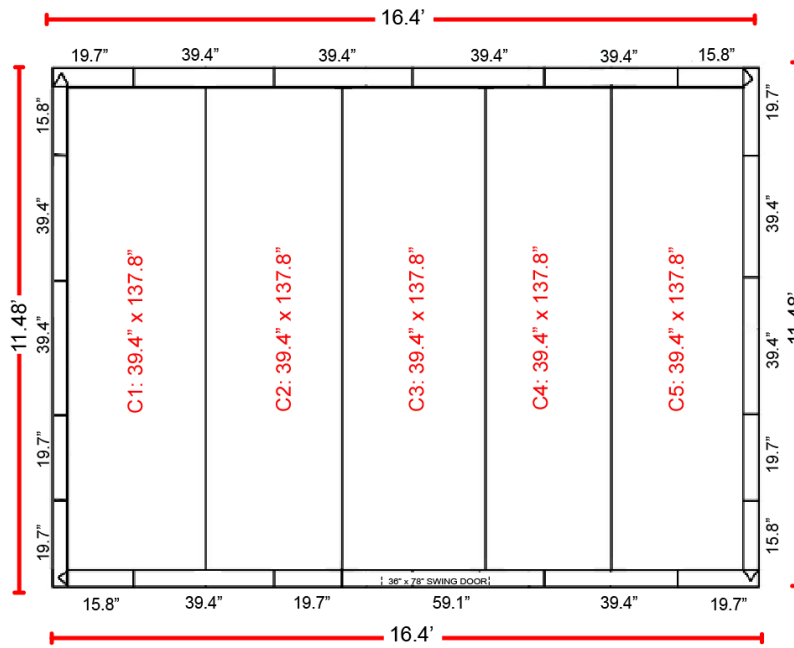
QUANTITY: \_\_\_\_\_

APPROVAL: \_\_\_\_\_

*For Commercial Use Only*

## 11.48' x 16.4' x 7.5' (With Floor) Technical Drawing

DOOR ON 16.4' SIDE



### CONSTRUCTION

Name	Model	Size	QTY
Wall Panel	WP-3982	39.4" x 82.1"	10
	WP-1982	19.7" x 82.1"	3
	WP-1982-C	19.7" x 82.1" (Corner)	4
	WP-1582-C	15.8" x 82.1" (Corner)	4
Ceiling Panel	CF-39138-H	39.4" x 137.8" (Hook)	1
	CF-39138-B	39.4" x 137.8" (Bolt)	1
	CF-39138	39.4" x 137.8"	3
Door Panel	DP-5982	59.1" x 82.1"	1
Floor Panel	CF-39138-H	39.4" x 137.8" (Hook)	1
	CF-39138-B	39.4" x 137.8" (Bolt)	1
	CF-39138	39.4" x 137.8"	3
Threshold Cover	DPL-0404	39" x 4"	1
Plastic Plug	138 pcs in total		

**NOTE** \* 1 x CP191982 = 1 x WP-1982-C + 1 x WP-1582-C  
 \* 1 x WP-3982 = 2 x WP-1982 1 x CF-39118 = 2 x CF-19118  
 \* Floor Panel = Ceiling Panel



Plastic Plug



USR Brands, Inc.  
 Phone: 800-764-1172 | www.usrbrands.com | sales@usrbrands.com

Rev. 08-2024  
 Page 989