



Indoor Walk-in Box

PROJECT: _____

MODEL #: _____

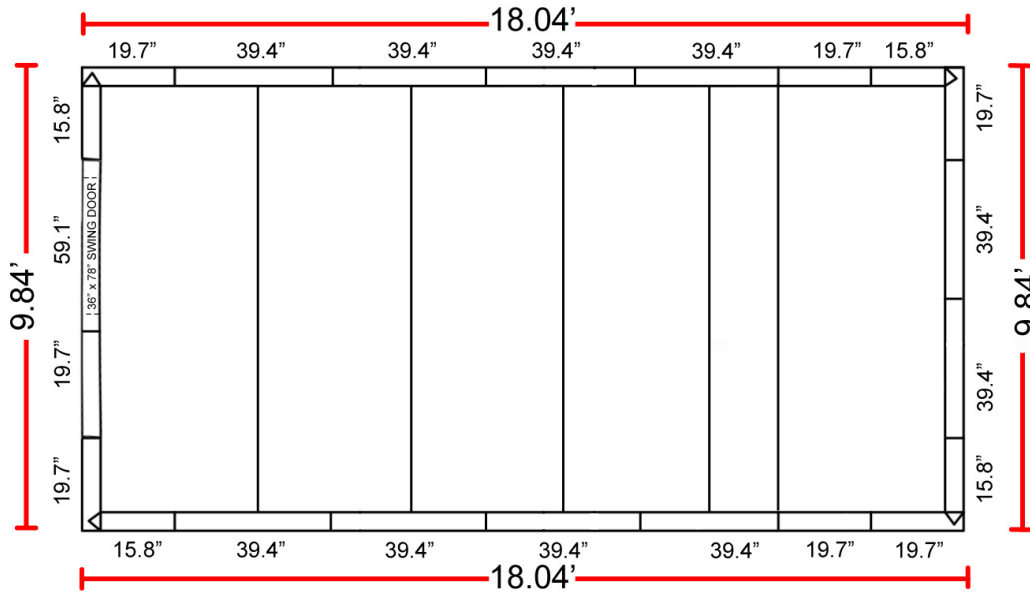
QUANTITY: _____

APPROVAL: _____

For Commercial Use Only

9.84' x 18.04' x 7.2' (Without Floor) Technical Drawing

DOOR ON 9.84' SIDE




CONSTRUCTION

Name	Model	Size	QTY
Wall Panel	WP-3982	39.4" x 82.1"	10
	WP-1982	19.7" x 82.1"	3
	WP-1982-C	19.7" x 82.1" (Corner)	4
	WP-1582-C	15.8" x 82.1" (Corner)	4
Ceiling Panel	CF-39118-H	39.4" x 118.1" (Hook)	1
	CF-39118-B	39.4" x 118.1" (Bolt)	1
	CF-39118	39.4" x 118.1"	3
	CF-19118	19.7" x 118.1"	1
Door Panel	DP-5982	59.1" x 82.1"	1
Accessories	U-Channel	632" long in total	
	Plastic Plug	134 pcs in total	

NOTE

- * 1 x CP191982 = 1 x WP-1982-C + 1 x WP-1582-C
- * 1 x WP-3982 = 2 x WP-1982 1 x CF-39118 = 2 x CF-19118
- * U-Channel: For no floor boxes only (trim u-channel from door opening for roll in access).



U-Channel



Plastic Plug



USR Brands, Inc.

Phone: 800-764-1172 | www.usrbrands.com | sales@usrbrands.com

Rev. 08-2024

Page 1002



Indoor Walk-in Box

PROJECT: _____

MODEL #: _____

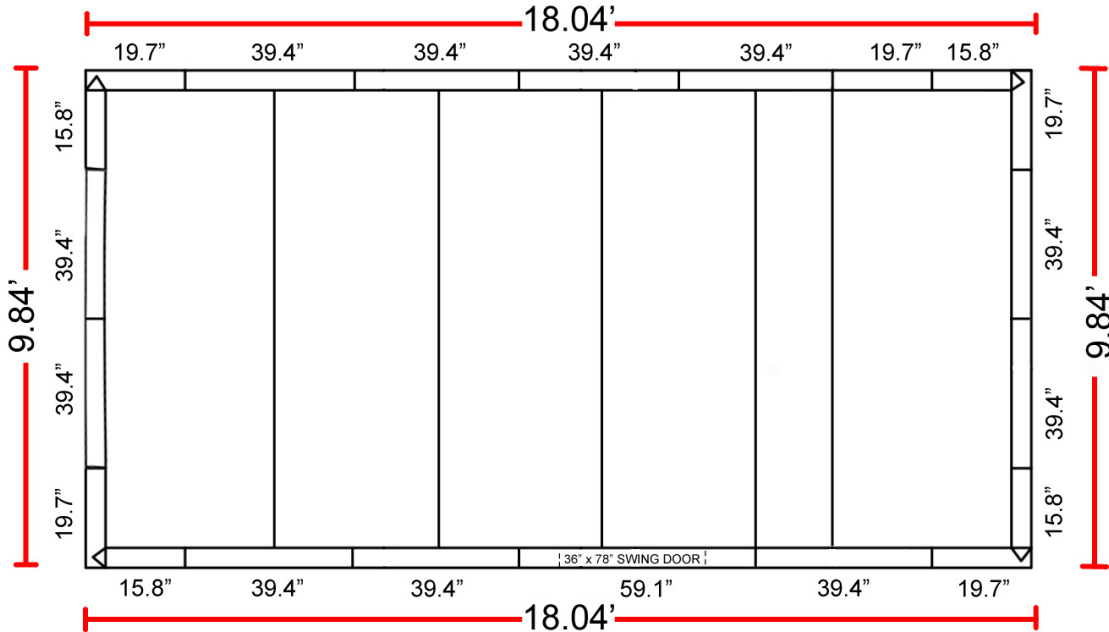
QUANTITY: _____

APPROVAL: _____

For Commercial Use Only

9.84' x 18.04' x 7.2' (Without Floor) Technical Drawing

DOOR ON 18.04' SIDE




CONSTRUCTION

Name	Model	Size	QTY
Wall Panel	WP-3982	39.4" x 82.1"	11
	WP-1982	19.7" x 82.1"	1
	WP-1982-C	19.7" x 82.1" (Corner)	4
	WP-1582-C	15.8" x 82.1" (Corner)	4
Ceiling Panel	CF-39118-H	39.4" x 118.1" (Hook)	1
	CF-39118-B	39.4" x 118.1" (Bolt)	1
	CF-39118	39.4" x 118.1"	3
	CF-19118	19.7" x 118.1"	1
Door Panel	DP-5982	59.1" x 82.1"	1
Accessories	U-Channel	632" long in total	
	Plastic Plug	134 pcs in total	

NOTE

- * 1 x CP191982 = 1 x WP-1982-C + 1 x WP-1582-C
- * 1 x WP-3982 = 2 x WP-1982 1 x CF-39118 = 2 x CF-19118
- * U-Channel: For no floor boxes only (trim u-channel from door opening for roll in access).



U-Channel



Plastic Plug





Indoor Walk-in Box

PROJECT: _____

MODEL #: _____

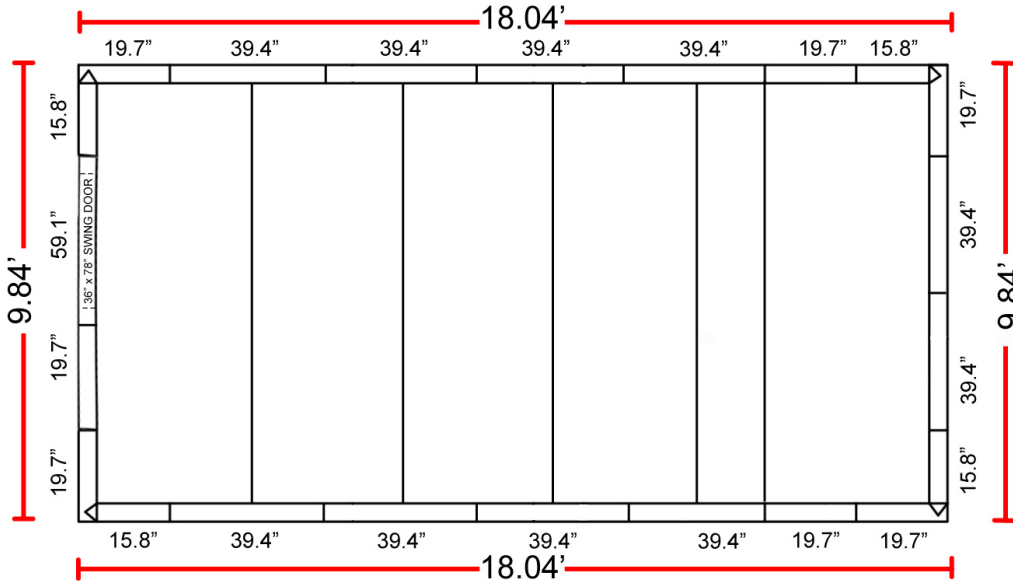
QUANTITY: _____

APPROVAL: _____

For Commercial Use Only

9.84' x 18.04' x 7.5' (With Floor) Technical Drawing

DOOR ON 9.84' SIDE



CONSTRUCTION

Name	Model	Size	QTY
Wall Panel	WP-3982	39.4" x 82.1"	10
	WP-1982	19.7" x 82.1"	3
	WP-1982-C	19.7" x 82.1" (Corner)	4
	WP-1582-C	15.8" x 82.1" (Corner)	4
Ceiling Panel	CF-39118-H	39.4" x 118.1" (Hook)	1
	CF-39118-B	39.4" x 118.1" (Bolt)	1
	CF-39118	39.4" x 118.1"	3
	CF-19118	19.7" x 118.1"	1
Door Panel	DP-5982	59.1" x 82.1"	1
Floor Panel	CF-39118-H	39.4" x 118.1" (Hook)	1
	CF-39118-B	39.4" x 118.1" (Bolt)	1
	CF-39118	39.4" x 118.1"	3
	CF-19118	19.7" x 118.1"	1
Threshold Cover	DPL-0404	39" x 4"	1
Plastic Plug	138 pcs in total		

NOTE * 1 x CP191982 = 1 x WP-1982-C + 1 x WP-1582-C
 * 1 x WP-3982 = 2 x WP-1982 1 x CF-39118 = 2 x CF-19118
 * Floor Panel = Ceiling Panel



Plastic Plug



USR Brands, Inc.
 Phone: 800-764-1172 | www.usrbrands.com | sales@usrbrands.com

Rev. 08-2024
 Page 1004



Indoor Walk-in Box

PROJECT: _____

MODEL #: _____

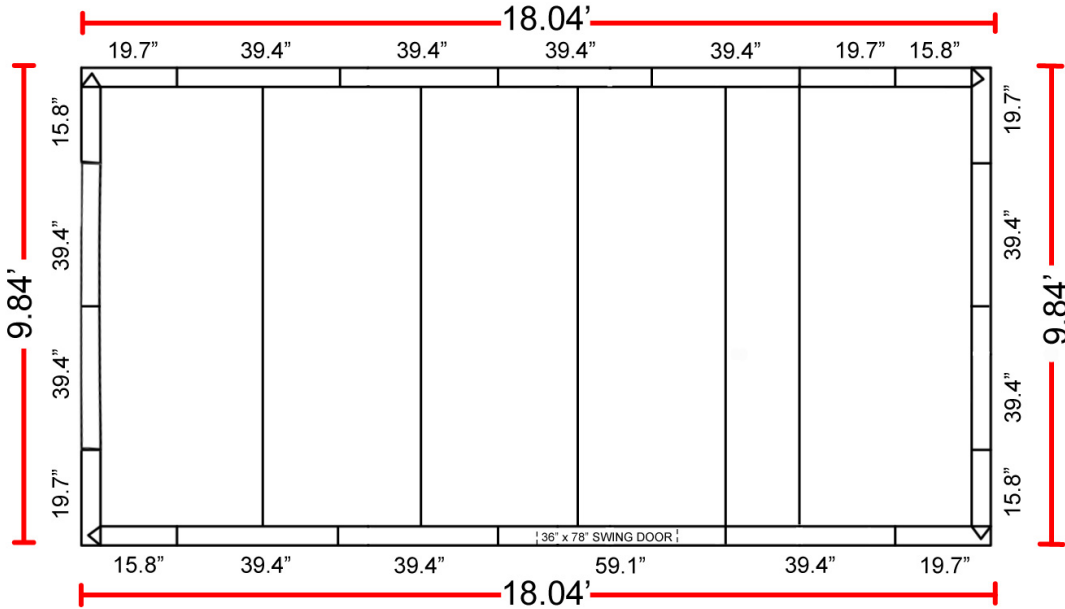
QUANTITY: _____

APPROVAL: _____

For Commercial Use Only

9.84' x 18.04' x 7.5' (With Floor) Technical Drawing

DOOR ON 18.04' SIDE



CONSTRUCTION

Name	Model	Size	QTY
Wall Panel	WP-3982	39.4" x 82.1"	11
	WP-1982	19.7" x 82.1"	1
	WP-1982-C	19.7" x 82.1" (Corner)	4
	WP-1582-C	15.8" x 82.1" (Corner)	4
Ceiling Panel	CF-39118-H	39.4" x 118.1" (Hook)	1
	CF-39118-B	39.4" x 118.1" (Bolt)	1
	CF-39118	39.4" x 118.1"	3
	CF-19118	19.7" x 118.1"	1
Door Panel	DP-5982	59.1" x 82.1"	1
Floor Panel	CF-39118-H	39.4" x 118.1" (Hook)	1
	CF-39118-B	39.4" x 118.1" (Bolt)	1
	CF-39118	39.4" x 118.1"	3
	CF-19118	19.7" x 118.1"	1
Threshold Cover	DPL-0404	39" x 4"	1
Plastic Plug	138 pcs in total		

NOTE * 1 x CP191982 = 1 x WP-1982-C + 1 x WP-1582-C
 * 1 x WP-3982 = 2 x WP-1982 1 x CF-39118 = 2 x CF-19118
 * Floor Panel = Ceiling Panel



Plastic Plug



USR Brands, Inc.
 Phone: 800-764-1172 | www.usrbrands.com | sales@usrbrands.com

Rev. 08-2024
 Page 1005