



# BEVERAGE-AIR


Project: _____	AIA#
Item: _____	
Location: _____	SIS#
Approved: _____	

# SPE48HC SALAD BAR

## FOOD PREPARATION TABLES

### SPE48HC Salad Bar Hydrocarbon Series

MODEL:  
SPE48HC-S



(optional tray slide)

**7 Year Parts/Labor Warranty**  
**7 Year Compressor Warranty**

### CABINET CONSTRUCTION

- Stainless steel front, sides, top, doors and grille (galvanized back & bottom)
- Interior liner is made of corrosion resistant aluminum
- Lift-off lid standard
- Heavy-duty aluminum pan liner, easy to clean and prevents spills from falling into cabinet while also ensuring coldest air flows across bottom of pans
- Nine (9) 4" deep 1/3 size polycarbonate pans are included
- Accommodates up to 6" deep food service pans
- Locking divider bars
- Self-closing doors with 120° stay-open feature, on cartridge style hinges
- Easy door removal for service and cleaning
- Field-reversible doors with snap-in door gaskets
- 6" Casters, 2 with brakes
- Four (4) epoxy-coated steel wire shelves

### OPTIONS & ACCESSORIES

- Stainless steel exterior with finished back
- Stainless steel interior
- Sneeze guard panel for dual side service
- Sneeze guard panel for single side service
- Foldable tray slides
- Door locks
- 3" Casters or 6" legs
- Low profile casters
- Shelf dividers
- Pan supports

### REFRIGERATION SYSTEM

- Uses environmentally friendly, energy efficient R290 refrigerant, and meets all regulatory requirements for CARB, SNAP, DOE & more
- Adaptive defrost
- Epoxy coated evaporator coil
- Enhanced airflow maintains temperature between 36° to 38°F



Please verify qualifying units by visiting:  
[www.energystar.gov/cfs](http://www.energystar.gov/cfs)

3779 Champion Blvd., Winston-Salem, NC 27105  
1-888-845-9800 Fax: 1-336-245-6453  
Beverage-Air.com Sales@bevair.com



# BEVERAGE-AIR.

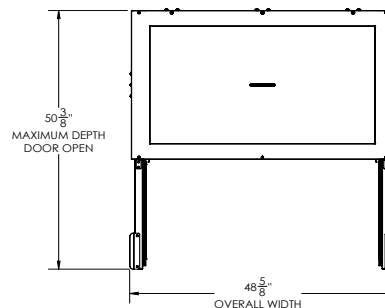
MODEL	SPE48HC-S
<b>EXTERNAL DIMENSIONAL DATA</b>	
Width Overall	48 5/8"
Depth Overall	30 1/8"
Height Overall with Casters	36 7/8"
Number of Doors	2
Depth with Door Open Extended	50 3/8"
Door Openings (in)	19 9/16" x 21 5/8"
Number of Shelves	4
<b>INTERNAL DIMENSIONAL DATA</b>	
NET Capacity (cubic ft.)	13.01
<b>ELECTRICAL DATA</b>	
Full Load Amperes	2.2
Voltage	115/60/1
Nema Plug (8' cord)	5-15P
<b>REFRIGERATION DATA</b>	
Horsepower	1/6
Capacity (BTU/Hr)	1094
Heat Rejection (BTU/Hr)	1641
Charge (lbs/grams/ounces)	0.2425 / 110 / 3.9
<b>SHIPPING DATA</b>	
Gross Weight - Crated	334 lbs
Height - Crated	47"
Width - Crated	50"
Depth - Crated	33"

We reserve the right to change specifications and product design without notice. Such revisions do not entitle the buyer to corresponding changes, improvements, additions or replacements for previously purchased equipment. Dimensional tolerances +/- 1/4". Metric dimensions (MM).

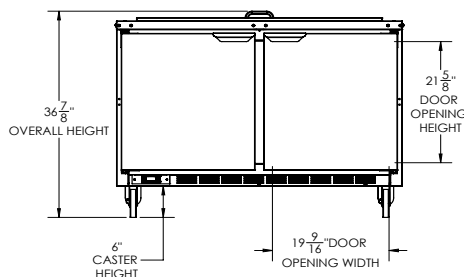
## Salad Bar Model: SPE48HC-S

### Model Views

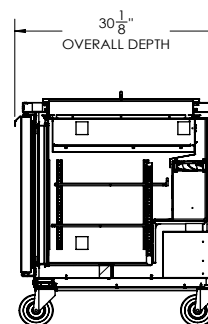
Required Clearance: 3" Bottom & 2" Rear



### PLAN VIEW



### ELEVATION VIEW



### SIDE VIEW

### ELECTRICAL CONNECTION



115/60/1  
NEMA 5-15P

Unit pre-wired at factory and include 8' long cord and plug set.

