



BEVERAGE-AIR

Project: _____	AIA#
Item: _____	
Location: _____	SIS#
Approved: _____	

HRS1HC TOP MOUNT REACH-IN REFRIGERATOR

HORIZON TOP MOUNT REACH-IN
HRS1HC Glass Door Reach-In Refrigerator
 Hydrocarbon Series

MODEL:
HRS1HC-1G



7 Year Parts/Labor Warranty
7 Year Compressor Warranty

CABINET CONSTRUCTION

- Exterior is stainless steel front and continuous coil coated sides
- Stainless steel interior
- Full electronic control
- One piece grille
- LED interior light
- Self-closing door with 120° stay-open feature, on cam-lift hinges
- Snap-in magnetic gaskets for positive door seal
- Three (3) heavy-duty epoxy coated wire shelves
- 6" Heavy-duty casters, two (2) with brakes
- 8' Cord and plug (see electrical data for details)

OPTIONS & ACCESSORIES

- Tray slide pair, 1 tray slide set for (1) 18" x 26" or (2) 14" x 18" pans (A)
- Stainless steel universal tray slide pair, 1 tray slide set for (1) 18" x 26" or (2) 14" x 18" pans (AC)
- Tray slide kit #4 (19 sets per half section)
- Additional shelves
- Shelf clips
- Door lock
- Stainless steel breaker
- 6" Legs seismic/flanged
- 3" Casters
- Remote option* (see note on back page)

REFRIGERATION SYSTEM

- Uses environmentally friendly, energy efficient R290 refrigerant, and meets all regulatory requirements for CARB, SNAP, DOE & more
- Hot gas condensate evaporator
- Adaptive defrost
- Epoxy coated evaporator coil
- Maintains product temperatures between 36°F and 38°F




 Please verify qualifying units by visiting:
www.energystar.gov/cfs

3779 Champion Blvd., Winston-Salem, NC 27105
 1-888-845-9800 Fax: 1-336-245-6453
 Beverage-Air.com Sales@bevair.com



BEVERAGE-AIR

MODEL	HRS1HC-1G
EXTERNAL DIMENSIONAL DATA	
Width Overall	26"
Depth Overall with Handle	33 5/8"
Height Overall	85"
Number of Doors	1
Depth with Door Open 90°	55 1/8"
Door Opening (in)	21 5/8" x 61 5/8"
INTERNAL DIMENSIONAL DATA	
NET Capacity (cubic ft.)	22.28
Internal Width Overall (in)	22"
Internal Depth Overall (in)	26 1/8"
Internal Height Overall (in)	62"
Number of Shelves	3
ELECTRICAL DATA	
Full Load Amperes	2.7
Voltage	115/60/1
Nema Plug (8' cord)	5-15P
REFRIGERATION DATA	
Horsepower	1/4
Capacity (BTU/Hr)	1702
Heat Rejection (BTU/Hr)	2553
Charge (lbs/grams/ounces)	0.2425 / 110 / 3.88
SHIPPING DATA	
Gross Weight (crated lbs)	365 lbs
Height - Crated	88"
Width - Crated	33"
Depth - Crated	41"

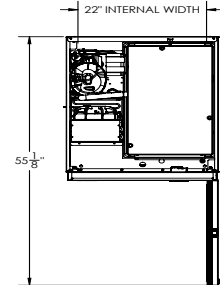
*NOTE: Remote units are field wired and come with 6" legs. Refrigerant must be specified at time of order.

We reserve the right to change specifications and product design without notice. Such revisions do not entitle the buyer to corresponding changes, improvements, additions or replacements for previously purchased equipment. Dimensional tolerances +/- 1/4". Metric dimensions (MM).

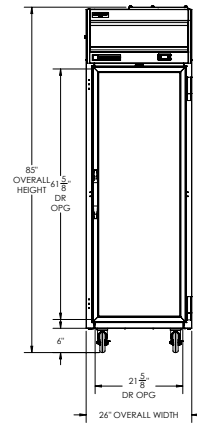
Top Mount Reach-In Refrigerator Model: HRS1HC-1G

Model Views

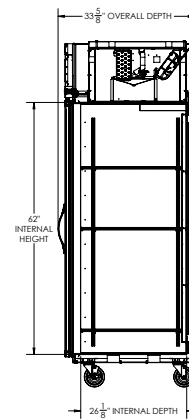
Required Clearance: Top 12", Rear 3", Sides 0"



PLAN VIEW



ELEVATION VIEW



SIDE VIEW

ELECTRICAL CONNECTION



115/60/1
NEMA 5-15P

Unit pre-wired at factory and include 8' long cord and plug set.

