



BEVERAGE-AIR

Project: _____

AIA#

Item: _____

Location: _____

SIS#

Approved: _____


HBR BOTTOM MOUNT REACH-IN REFRIGERATORS

MODEL:

HBR12HC Solid Doors Bottom Mount

HBR12HC-1-SW

Hydrocarbon Series



HBR12HC-1-SW

**3 Year Parts/Labor Warranty
Additional 2 Year Compressor Warranty**

CABINET CONSTRUCTION

- Stainless steel exterior
- Heavy duty interior construction includes white coated steel walls
- Full electronic control
- One -piece grille allow easy removal/installation for preventative maintenance
- Self-closing door with 120° Stay-open feature, on spring-loaded hinges
- Plug-in magnetic door gaskets
- Anti-microbial door handle
- Four (4) heavy duty epoxy coated wire shelves standard
- LED lighting standard
- 6" casters standard with Two (2) brakes
- Maintains product temperatures between 36 - 38°F
- Certified for open food

OPTIONS & ACCESSORIES

- Glass door models available
- 3" caster or 6" legs
- Additional epoxy shelves
- Chrome plated shelves
- Wine temperature models available
- Remote

REFRIGERATION SYSTEM

- Refrigeration system uses R290 refrigerant to comply with all environmental concerns
- Automatic, non-electric evaporator
- Epoxy coated evaporator coil

HBR12HC Bottom Mount Models: Horizon Series



3779 Champion Blvd., Winston-Salem, NC 27105

1-888-845-9800 Fax: 1-336-245-6453

Beverage-Air.com sales@bevair.com



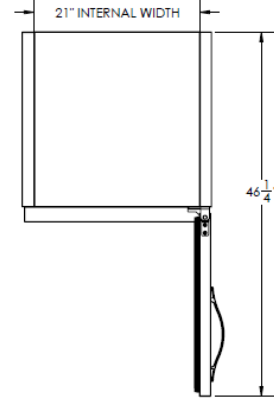
BEVERAGE-AIR

MODEL	HBR12HC-1-SW
EXTERNAL DIMENSIONAL DATA	
Width Overall	24"
Depth Overall with Handle	26"
Height Overall	62"
Number of Doors	1
Depth with Door Open 90°	46 1/4"
Door Opening (in.)	20 7/8" x 48 1/2"
Shelf Area (sq. in.)	451 1/2"
INTERNAL DIMENSIONAL DATA	
NET Capacity (cubic ft.)	12.06
Internal Width Overall (in)	21"
Internal Depth Overall (in)	18 1/4"
Internal Height Overall (in)	48 3/4"
Internal Height Useable (in)	44 3/4"
Number of Shelves	4
ELECTRICAL DATA	
Full Load Amperes 115/60/1	2
REFRIGERATION DATA	
Horsepower	1/6
Capacity (BTU/Hr)*	1010
WEIGHT DATA	
Gross Weight (Crated lbs)	250 lbs
Height - Crated	68"
Width - Crated	27"
Depth - Crated	29"

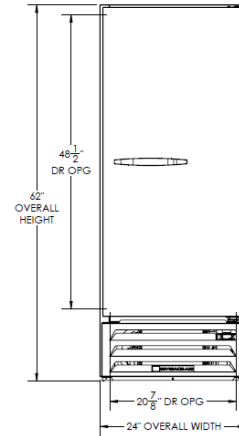
H-Series Bottom Mount Reach-ins

Model: HBR12HC-1-SW

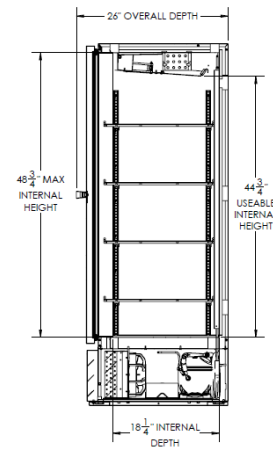
Model Views



Plan View



Elevation View



Side View

ELECTRICAL CONNECTION



115/60/1
NEMA-5-15P

Units pre-wired at factory and include 8' long cord and plug set.



an Ali Group Company



The Spirit of Excellence

3779 Champion Blvd., Winston-Salem, NC 27105
1-888-845-9800 Fax: 1-336-245-6453