



“WE MAKE THE KITCHEN BETTER!”

Toll Free: 855-855-0399 Email: info@atosausa.com
www.atosa.com | www.atosausa.com
California, Colorado, Florida, Georgia, Illinois,
Massachusetts, New Jersey, Ohio, Texas, Washington

Glass Door Reach-In Refrigerators

MODELS:

MCF8705GR / MCF8707GR / MCF8709GR

Standard Features

- Stainless steel exterior & interior
- LED interior lights
- Heavy duty Embraco compressor with environmentally friendly R290 refrigerant
- Dixell digital controller
- Maintains temperatures between 33°F – 38°F
- Self-closing door(s) with automatic stay open feature
- Recessed door handle(s)
- Magnetic door gasket
- Double pane glass door
- Pre-installed casters
- NEMA-5-15P plug standard
- Four(4) pre-installed shelves per section
- Door locks standard on MCF8705GR and MCF8707GR (not available on sliding glass door model MCF8709GR)



MCF8705GR



MCF8707GR



MCF8709GR

Optional Accessories

- Extra shelves – includes 4 shelf clips per shelf
MCF8705GR shelf part #: W0402394
MCF8707GR shelf part #: W0402395
MCF8709GR shelf part #: W0402327 left shelf, part #: W0402328 right shelf



MCF8705GR

MCF8707GR

For the best results of food preservation we recommend setting your refrigerator between 33 °F to 38 °F

1. Don't forget to leave the unit some room to breathe!
2. Please clean the condenser frequently to give the unit more fresh air.



2 YEAR PARTS AND LABOR WARRANTY (US ONLY)
5 YEAR COMPRESSOR PART WARRANTY (US ONLY)



For confirmation and updates on the latest energy star models, please visit energystar.gov



"WE MAKE THE KITCHEN BETTER!"

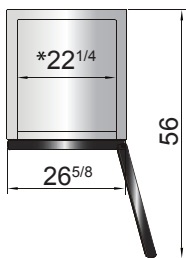
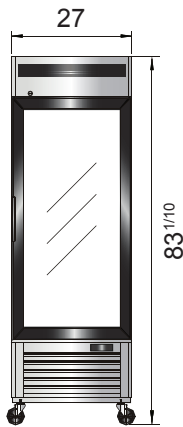
Toll Free: 855-855-0399 Email: info@atosausa.com
 www.atosa.com | www.atosausa.com
 California, Colorado, Florida, Georgia, Illinois,
 Massachusetts, New Jersey, Ohio, Texas, Washington

SPECIFICATIONS

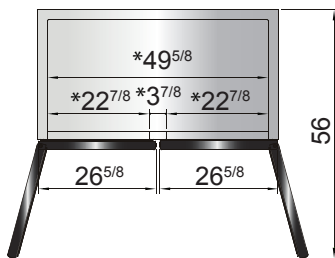
Models	Door	Capacity (Cu.Ft.)	Shelves	Casters (inch)	Amps (A)	Voltage (V/Hz/Ph)	HP	Refrigerant	Exterior Dimensions (inch)	Net Weight (lbs)	Gross Weight (lbs)
MCF8705GR	1	19.1	4	4	2.1	115/60/1	1/7	R290	27×31 ^{7/10} ×83 ^{1/10}	293	326
MCF8707GR	2	44.8	8	4	3.2	115/60/1	1/5	R290	54 ^{2/5} ×31 ^{7/10} ×83 ^{1/10}	485	540
MCF8709GR	2	44.9	8	2	4.2	115/60/1	1/4	R290	54 ^{2/5} ×29 ^{7/10} ×81 ^{1/5}	456	511

PLAN VIEW

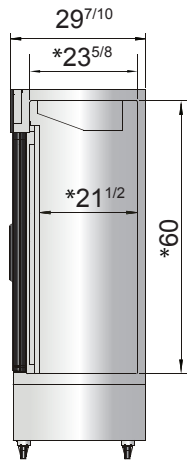
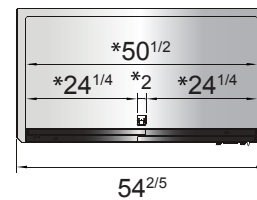

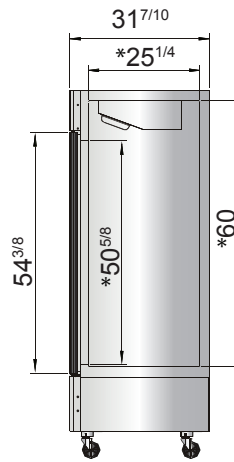
MCF8705GR



MCF8707GR



MCF8709GR



*Interior Dimensions
 SELF-CLOSING AND STAY OPEN DOOR FEATURE

Casters



Temperature control



Door lock



LED lights



Epoxy shelves

